


Logging into a zoom conference

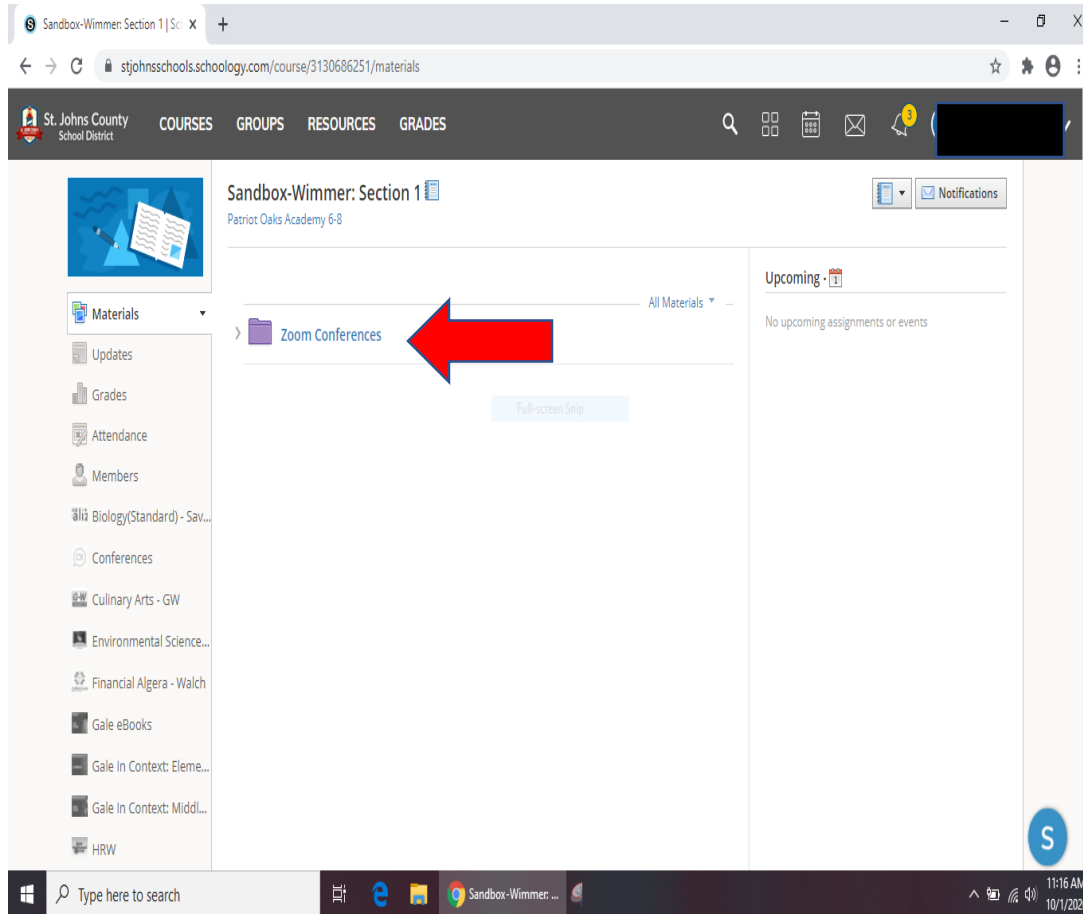
For Students

Step 1



- Click on the Schoology icon on the desktop
- (you may also get to it from *Links for students*)
- Log into Schoology using your active directory

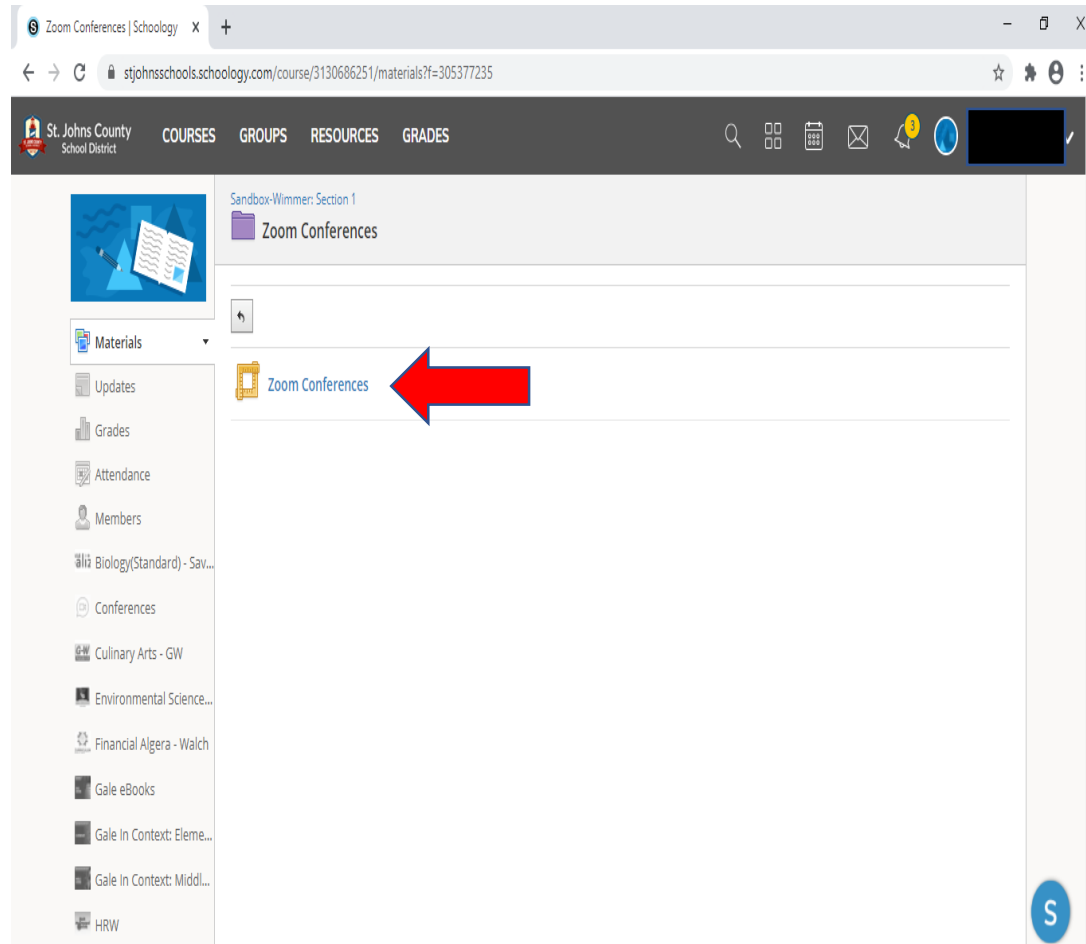
Step 2



The screenshot shows a web browser window displaying a Schoology course page. The browser's address bar shows the URL: stjohnsschools.schoology.com/course/3130686251/materials. The page header includes the St. Johns County School District logo and navigation links for COURSES, GROUPS, RESOURCES, and GRADES. The course title is "Sandbox-Wimmer: Section 1" for "Patriot Oaks Academy 6-8". A left sidebar lists various course materials, with "Zoom Conferences" highlighted. A large red arrow points to this folder. The main content area shows a list of materials with a "Zoom Conferences" folder icon and text. A "Full-screen Snip" button is visible below the folder. On the right, an "Upcoming" section indicates "No upcoming assignments or events". The Windows taskbar at the bottom shows the time as 11:16 AM on 10/1/2020.

- Go to the course that is having the conference
- In “materials” you should see a folder that says, “Zoom Conferences”
- Open that folder

Step 3



- Once you are in the folder, you should see a “zoom conference” link
- Click on it

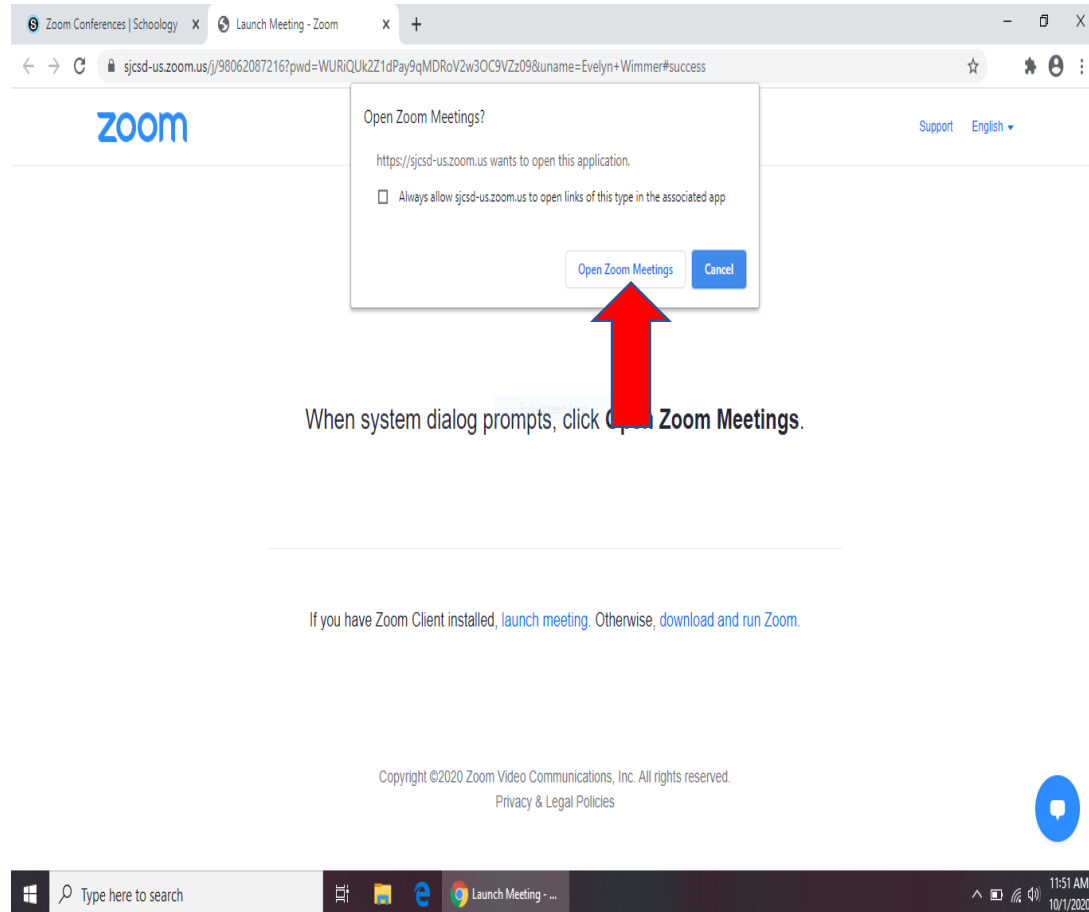
Step 4

The screenshot shows a web browser window displaying the Zoom Conferences page within a school district portal. The portal header includes navigation links for COURSES, GROUPS, RESOURCES, and GRADES. The Zoom interface shows the Zoom logo and a table of upcoming meetings. A red arrow points to the 'Join' button for a meeting scheduled for today at 11:00 AM.

Start Time	Topic	Meeting ID	Join	Invitation
Today 11:00 AM	Test Meeting	947 5797 8885	Join	Invitation

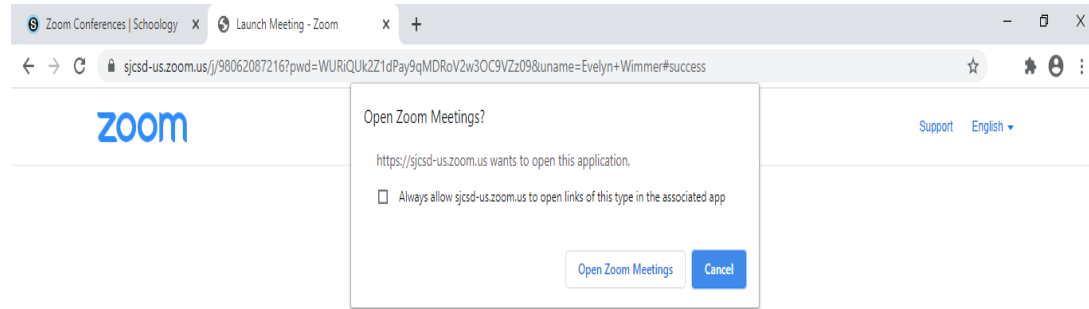
- This is where the meetings will be.
- To join a meeting, click join.

Step 5 (most challenging part)

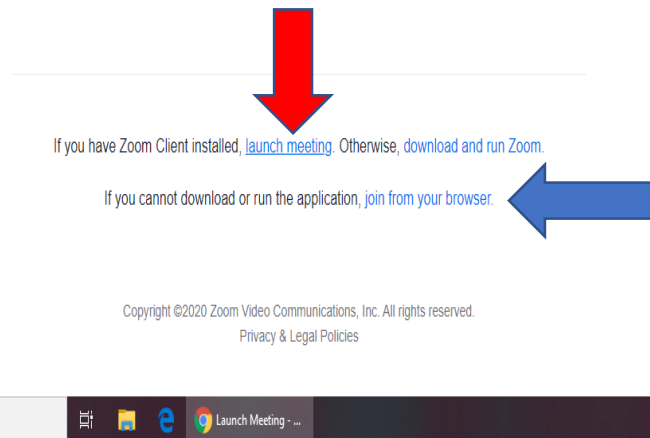


- After you click join, the computer will download the “zoom app”
- When it finishes, you may click “open zoom meeting”
- If the computer doesn’t download the app, you need to enter the meeting a different way. (See step 6)

Step 6



When system dialog prompts, click **Open Zoom Meetings**.



- If the computer can't download the "zoom app", click on launch meeting (see arrow)
- Then, below will appear another option.
- That option is "join from your browser" (see arrow)
- Click on "join from your browser"